

## Section 6.2 Extra Practice

**1. a)** What is the approximate value of  $d$  when  $t = 3$ ? \_\_\_\_\_

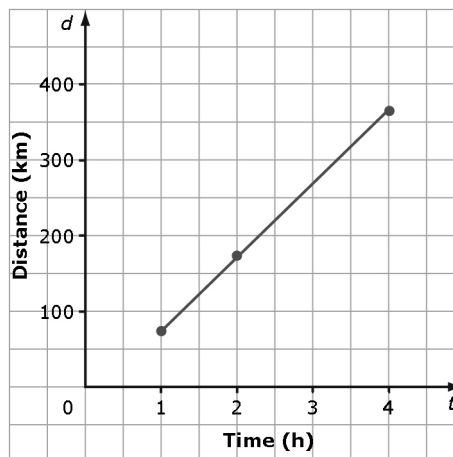
Explain the method you used.

\_\_\_\_\_

\_\_\_\_\_

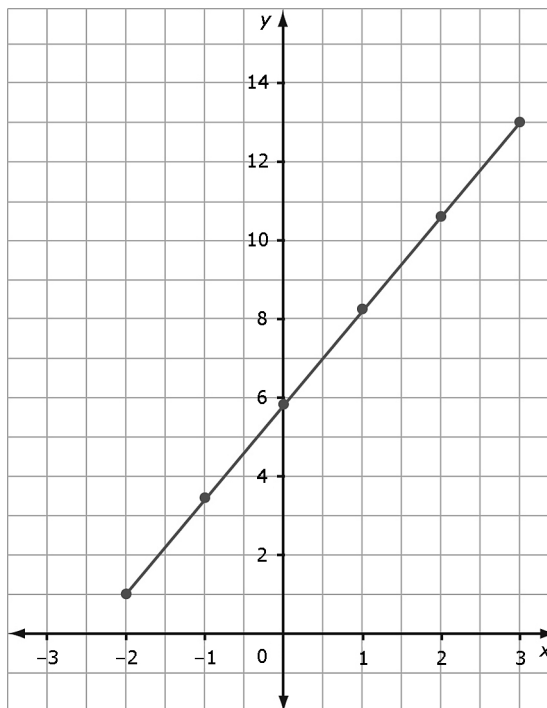
\_\_\_\_\_

**b)** What is the approximate value of  $t$  when  $d = 300$ ? \_\_\_\_\_



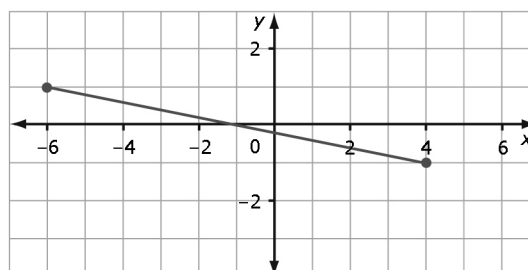
**2. a)** What is the approximate value of  $y$  when  $x = -1.5$ ? \_\_\_\_\_

**b)** What is the approximate value of  $x$  when  $y = 10$ ? \_\_\_\_\_



**3. a)** What is the approximate value of  $y$  when  $x = 3.5$ ? \_\_\_\_\_

**b)** What is the approximate value of  $x$  when  $y = 0.5$ ? \_\_\_\_\_




Name: \_\_\_\_\_

Date: \_\_\_\_\_

**BLM 6-7**  
(continued)

4. a) In the deli section of a grocery store, Greek salad costs \$1.50 per 100 g. Plot the data on a graph.

<b>Mass of Greek Salad, <math>m</math> (g)</b>	100	200	300	400	500
<b>Cost, <math>C</math> (\$)</b>	1.50	3.00	4.50	6.00	7.50



b) From the graph, determine the cost of 800 g of Greek salad. \_\_\_\_\_

c) From the graph, determine how much salad you get for \$10.50. \_\_\_\_\_

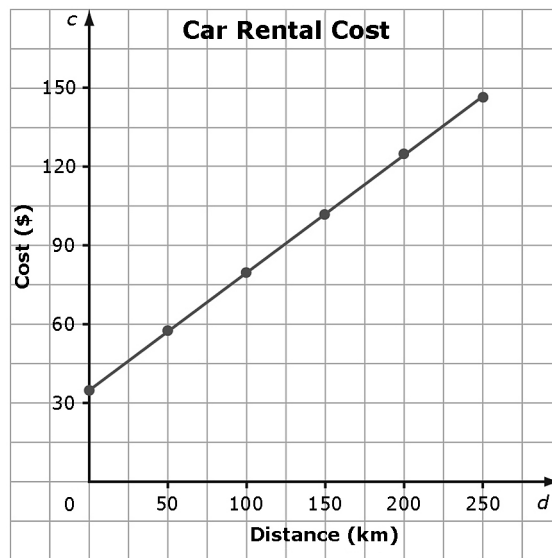
5. A car rental company charges a flat rate of \$35.00 plus \$0.45 per kilometre for renting a car. The graph shows the cost of renting a car based on the number of kilometres driven.

a) Is it reasonable to interpolate or extrapolate values on this graph? YES NO Explain.

\_\_\_\_\_

\_\_\_\_\_

\_\_\_\_\_



b) What is the rental cost after driving 300 km? \_\_\_\_\_

c) Approximately how many kilometres can be driven for a rental cost of \$115? \_\_\_\_\_